

CHAPTER 01

What are supplies?

Hi Kids!

My name is
CRYSTAL

CRYSTAL

You probably already know that as a hamster, I like to eat corn, seeds, nuts, wheat kernels, fruit, worms, and snails.

Before winter arrives, I gather as much of this food as I can and bring it all into my burrow.

This way, I can keep warm in there on cold days. I don't do anything else there except eat and sleep. And all of the food I've collected keeps me full. It's my inventory.

People need inventory too. And I'll explain in just a moment what that's all about.

But before I do, you can solve two little puzzles on the next page. Have fun!



CHAPTER 01

Activity 1: Word Scramble

Use the picture to help you unscramble the letters to build a word on the right.



m e r s H t a



r c o n C b o



u s N t



r o w B u r



e S d s e



a t e h W - l e n k r e s



u F s r i t



a l n S i







m r W o

CHAPTER 01




Activity 2: Addition Tree





I have approx. 1.5 kg of food inventory. Use addition to find out how many nuts, corn cobs, fruits, snails, worms, and seeds I have collected in my burrow.

$6 + 7 =$
 $12 + 8 =$




+ =









$11 + 14 =$
 $9 + 33 =$




+ =









$31 + 11 =$
 $12 + 4 =$




+ =









$53 + 6 =$
 $5 + 27 =$




+ =









$42 + 9 =$
 $29 + 12 =$




+ =

$21 + 18 =$
 $17 + 13 =$

+ =

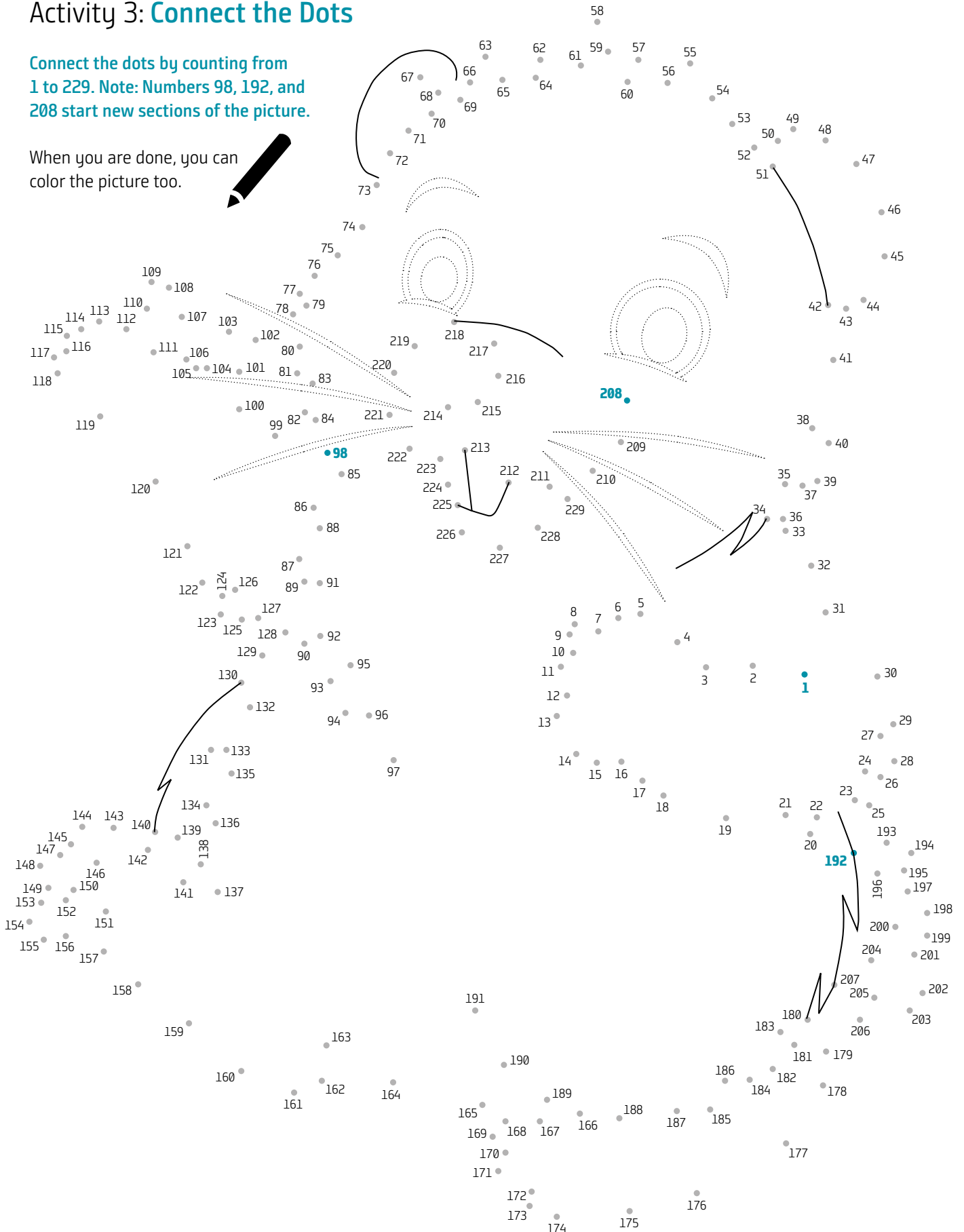




CHAPTER 01

Activity 3: **Connect the Dots**

Connect the dots by counting from 1 to 229. Note: Numbers 98, 192, and 208 start new sections of the picture.

When you are done, you can color the picture too.



CHAPTER 02

What does inventory have to do with your favorite food?

CHRYSTAL

Imagine if every day a different person in your family gets to decide what's for dinner.

And today, it's your turn. You want to cook noodles with tomato sauce. So, you look in the kitchen to see if you have everything you will need for the meal. You check the refrigerator, drawers, and shelves.

Luckily, you find everything you will need. That's because your mom already guessed what you would want to eat, so she bought all of the ingredients ahead of time. She also stocked the inventory. The noodles are on the shelf, the tomatoes are in the refrigerator, and the onions are in the drawer.

But do you have enough of everything to make the meal?

You have to feed the entire family, after all. That means you need a specific amount of each ingredient. So, you decide to count the noodles, tomatoes, and onions too.

Once you're done counting, you know that you have enough of everything and can start cooking. It will be delicious!

So, what makes a good inventory? You're right! A good inventory is when you have all the ingredients in the right quantities at the right time to cook something yummy.

And now it's your turn.

The next pages have more fun in store for you!



CHAPTER 02

Activity 4: Fill in the Blanks

Complete the recipe for noodles and tomato sauce with the words from the ingredients list.

Ingredients list

For 4 people
do you need:

2 onions
6 tomatos
400 g noodles
olive oil
salt, pepper
sugar, herbs
and cheese

and also:


1 large pan
1 large pot

Recipe

First, cut the  into small pieces.

Then cut the  into small cubes

and sauté them in 3 tablespoons of olive oil in a large

 Once the onions are translucent, add the

tomatoes. Cook on low heat for 30 minutes. Then add the salt, pepper, sugar, and herbs. While the sauce is cooking, bring the

water to a boil in a large  Once the water comes

to a rolling boil, add the  and 

to the water. Strain the cooked noodles and add them directly to the sauce. Mix thoroughly.

This is how they do it in Italy!

CHAPTER 02




Activity 5: **How much of each ingredient do you need?**

You know how much you need for 4 people. But how much do you need for the following scenarios (**5a** and **5b**)?
Hint: Noodles come in packages of 500 g only.

5a

On Saturday, 2 friends are coming for dinner. That makes a total of 6 people. You check if you have enough ingredients:




3 tomatoes, 1 onion, 0 packages of noodles
What do you still need from the store?

	<input type="text"/>
	<input type="text"/>
	<input type="text"/>

5b

It's your birthday soon, and you want to serve your friend noodles with tomato sauce. There will be a total of 9 children. Your inventory:

2 tomatoes, 4 onions, 1 packages of noodles
What do you need to buy this time?

	<input type="text"/>
	<input type="text"/>
	<input type="text"/>

Activity 6: **Word search**

What do you need for a successful day of cooking?

POT SALT TOMATOES PAN ONIONS WATER PEPPER HERBS OLIVE OIL

Try to find all the words. They appear in the word search in 4 directions:
left to right, top to bottom, bottom to top and diagonally.

N S K X N U T E R P N P S I Z N G N X K N L Z T
I H E R B S M G T O M A T O E S N P H E C D A W
Z A G E F G A S G V Z N U S A L Z Y Z Y Q F J X
P O T P D J B L P B T B U T S F W B E B R G K S
V X G P C K R V T F A Q G N V V I G V V E J L O
X S N E H L X X Q R A T O C D X E M X C T I P Z
U O E P M O C Ü I N Q I H K V A B H F M A G S I
M I O Ä W P Z A B E N D N L H M E N Z U W N Y Q
A S L R B X C G S O L I V E O I L W H L X E A G

CHAPTER 03

Why do supermarkets need an inventory too?

CHRYSTAL

Imagine if you want to have your favorite meal again.


But when you check your inventory, you notice you don't have enough noodles. Your inventory is empty. Now what?

It's time to go to the supermarket!

They always have enough noodles. Why is that? Because they buy enough ahead of time, too. A supermarket must buy everything its customers will need before they can buy the items. It buys noodles from a noodle production plant. But how does the supermarket know how much to buy? Of course, the supermarket doesn't know when you are coming and which noodles you will buy! And you aren't the only customer. Many other people like noodles and want to buy them.

That is why the supermarket can only estimate how many people will come on any given day to purchase noodles. It has to figure out how much inventory to purchase from the production plant. If the supermarket estimates correctly, there are always enough noodles. And today, that was the case. You buy 2 packages. You cook one right away, and you put the other one on your shelf.

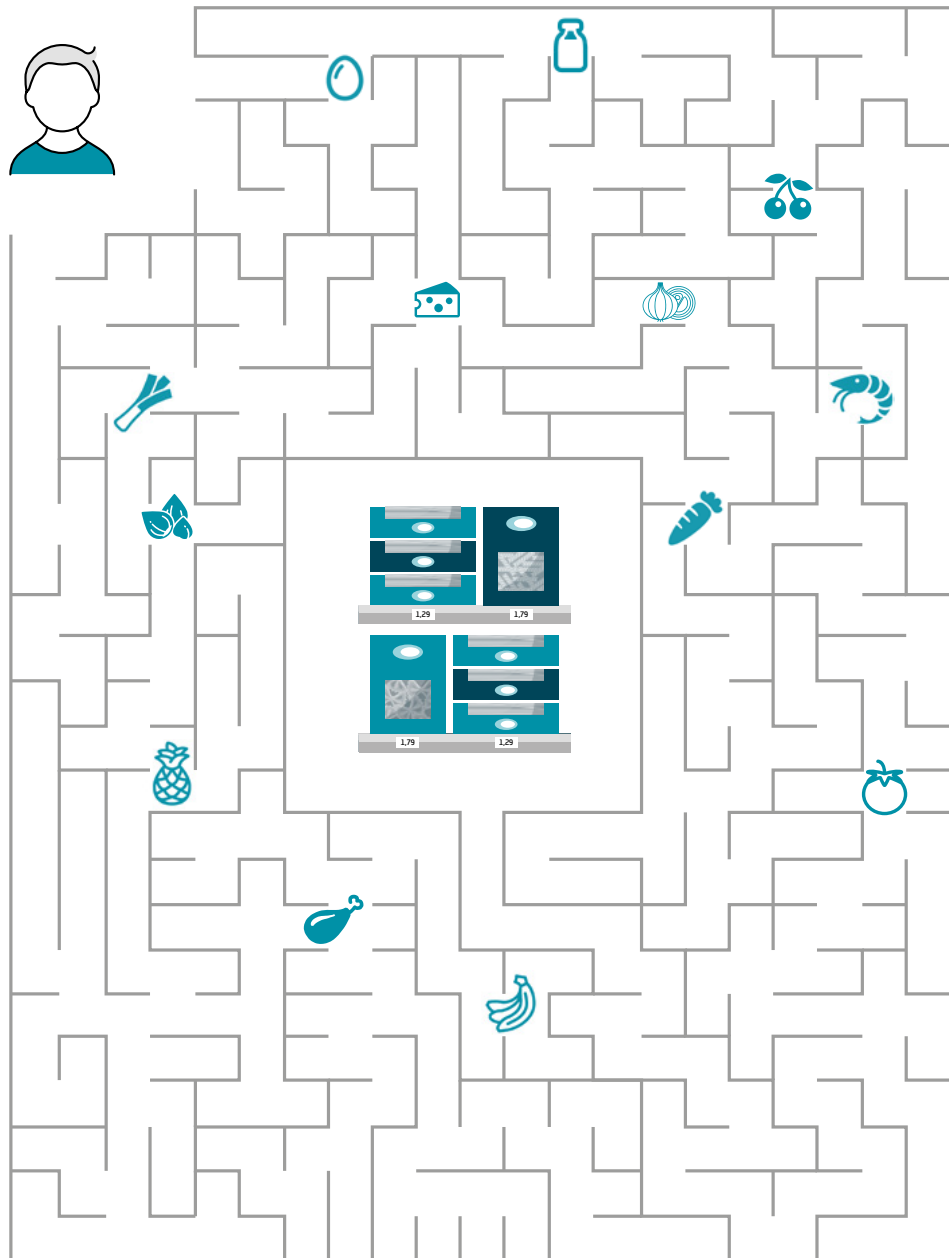
While you're waiting for your favorite meal, have a look at the next page and solve a few puzzles.



CHAPTER 03

Activity 07: What's the fastest way to the noodle shelf?

Watch out! You need to take other ingredients with you along the way. You'll need them for noodles and tomato sauce too!

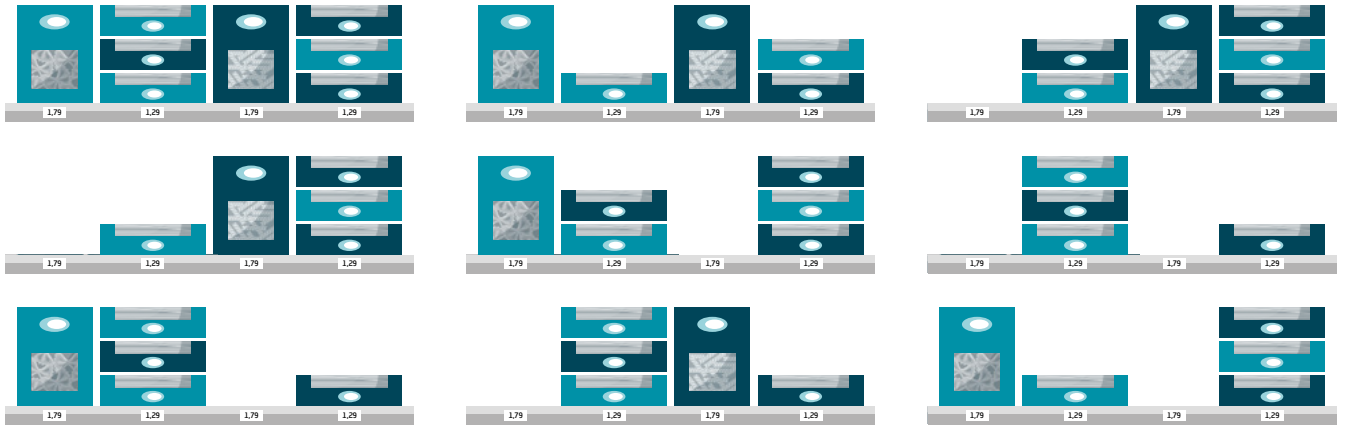


CHAPTER 03

Activity 08: Count or Guess

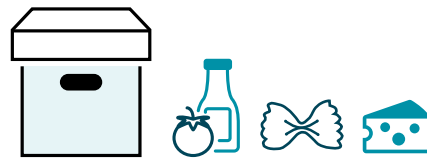
How many packages of noodles are on all the shelves?

How many are needed to fill all of the shelves?




Activity 09: Pack a meal kit

It's possible to buy noodles as part of a meal kit. Often, you will find them together with tomato sauce and cheese. Each meal kit has 1 jar of tomato sauce, 1 package of noodles, and one package of cheese. How many meal kits can you make with the ingredients you see here? How many ingredients are left over?



Number of meal kits



CHAPTER 03

Activity 10: **Sudoku**

Each of the 9 numbers may be used only once in each row and column and in each Sudoku square.

5	7	8	6	1	2	9		3
			3					
6	4	3	7	5				2
		5	4	2	8	3		
8		4				2		6
		2	9	6	5	7		
9				4	6	1	3	8
	3							
2		1	5	3	7	4	6	9

8	3		4			1	9	
	5		3	1		7		
6	9		7	2		4	3	
1			9	8	4			3
9	2	5				8	4	1
3			2	5	1			7
	1	3		9	2		7	4
		9		4	7		5	
	4	8			6		1	9



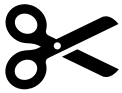
Registered trademark:

This document and its contents are the exclusive property of INFORM GmbH and/or its subcontractors. Passing on or copying this document, using and providing information on its contents are prohibited unless expressly permitted. Infringements will lead to compensation. All rights reserved with regard to patent claims or submission of design or utility patent.

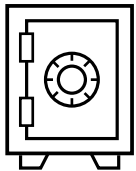
CHAPTER 04

Hey Kids!
Is everything
CHRYSTAL clear now?

Here is your very own certificate.
Fill in your name and cut it out.



Don't forget to keep it in a safe place!



YOUR
CHRYSTAL
CLEAR CERTIFICATE

[Blank space for name]

has successfully completed all of the activities
about inventory.



CHRYSTAL says, "Congratulations!"